
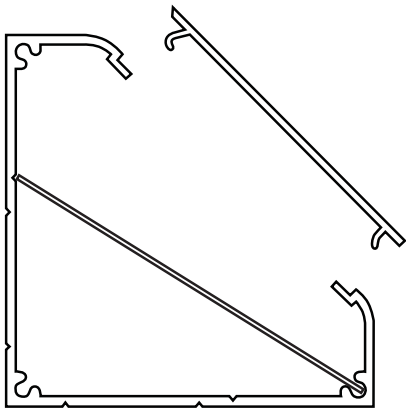




CUBE

 PARTITION SYSTEM





- Segregated cable duct, allowing placement of power and data outlets in any position along the screen partition, above or below the work surface.



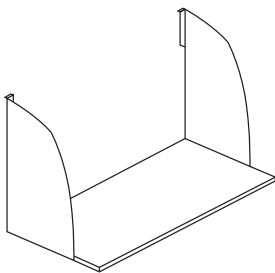
- Freestanding or desk mounted, fabric covered screen partition available in heights or widths to suit the end user. Glass panels can be inserted where required.



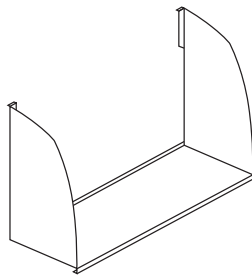
- Cube partition provides pinnable surfaces and acoustic properties on any workstation format, heights and widths to suit the user.



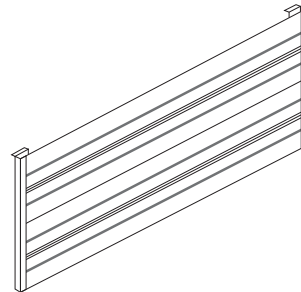
Accessories



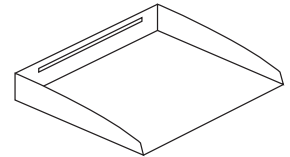
Aero top rail hung shelf



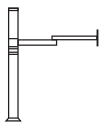
Aero top rail metal shelf



Function wall



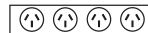
Aero A4 landscape tray



Focus screen arm



Single, dual, triple, quad data



Software quad or dual power



Hardwire power

Ph 04 472 5414
 Fax 04 472 5412
 email office@nuimage.co.nz
 Showroom
 89 Thorndon Quay
 Thorndon
 Wellington